

Impact of Pupil Premium Grant 2014-15

As a result of additional investment, the attainment gap between students in receipt of the pupil premium grant (PPG) and their peers is closing. In 2013 PPG students were achieving a grade and a half below the cohort in both English and mathematics and this year this is predicted to be half a grade, closing further next year based on current progress data for year 10. The gap in the percentage of students achieving C or above in English and maths has narrowed from near to 50% in 2013 to better than national this year, and is predicted to narrow further in 2016.

(APS = average points score; 40 points = C grade, 46 = B grade etc, so 6 points is equivalent to a GCSE grade)

		Cohort		PPG		Difference	
		APS	% A*-C	APS	% A*-C	APS	% A*-C
2013	English	38.69	59.4	29.20	5	-9.49	-54.4
	Mathematics	39.13	65.3	28.70	20	-10.43	-45.3
2014	English	40.95	72.4	33.79	43	-7.16	-29.4
	Mathematics	40.95	76.1	31.67	37	-9.28	-39.1
2015	English	43.18	82.3	40.19	78.1	-2.99	-4.2
	Mathematics	41.37	80.5	37.56	64.6	-3.81	-15.9
2016	English	41.26	73.1	40.58	74.2	-0.68	1.1
	Mathematics	42.36	82.7	40.75	75.0	-1.66	-7.7

Relative to their starting points PPG students are attaining as well as their peers now. When comparing their starting points in both English and mathematics with all students nationally with similar starting points, PPG students at Wood Green achieve half a grade on average better. This shows the same rate of progress as their peers at Wood Green.

Maths 2015	Ave KS2 level on entry	Similar students nationally attained at GCSE	At Wood Green they are predicted to attain	Difference from national
PPG	4c	34.7	37.5	+2.8pts
Cohort	4b	38.1	41.3	+3.2pts

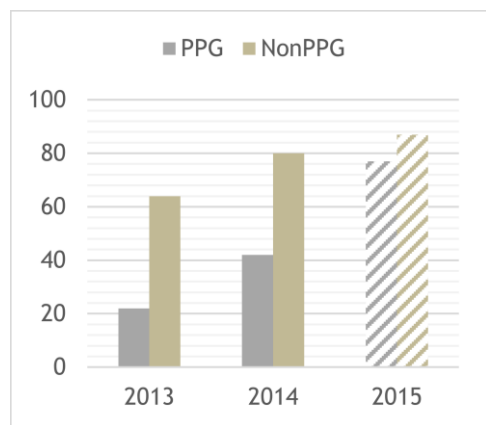
Eng 2015	Ave KS2 level on entry	Similar students nationally attained at GCSE	At Wood Green they are predicted to attain	Difference from national
PPG	4c	36.9	40.2	+3.3pts
Cohort	4b	39.9	43.2	+3.3pts

How well is the school closing gaps between pupils with and without pupil premium?

Comparison of pupils making 3 levels of progress in English

In 2014, the gap between PPG and non-PPG pupils in English closed but was still 38%. This is predicted to close to 10% in 2015, better than the 2014 gap nationally of 17%.

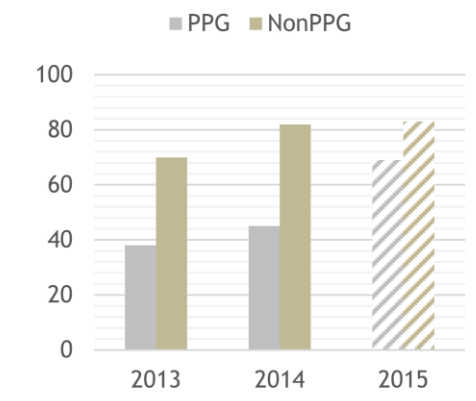
Percentage of PPG and non-PPG pupils making 3 levels of progress from KS2 to 4 in English



Comparison of pupils making 3 levels of progress in mathematics

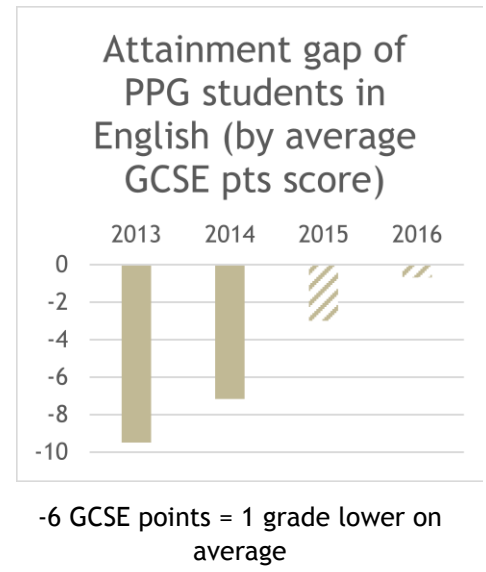
In 2014, the gap between PPG and non-PPG in mathematics closed but was still 37%. This is predicted to close to 14% in 2015, better than the 2014 gap nationally of 23%.

Percentage of PPG and non-PPG pupils making 3 levels of progress from KS2 to 4 in mathematics



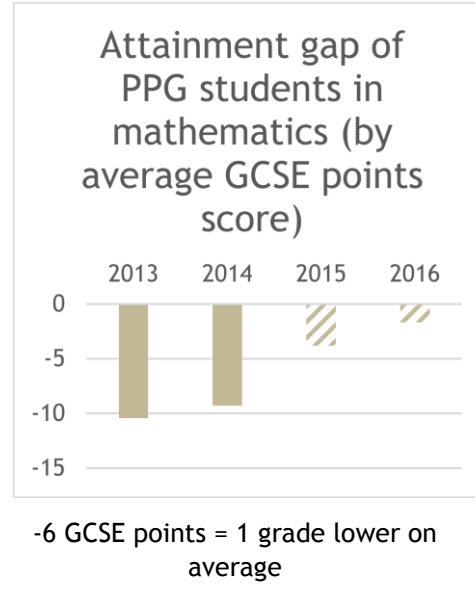
Comparison of attainment in English

The attainment gap in English between PPG and their cohort is half a grade, closed from a whole grade in 2014. When adjusted to take starting points into account, PPG are attaining in line with their peers. The gap is predicted to close completely in 2016.



Comparison of attainment in mathematics

The attainment gap in mathematics between PPG and their cohort is half a grade, closed from a grade and a half in 2014. When adjusted to take starting points into account, PPG are attaining in line with their peers. The gap is predicted to narrow to below 2 points in 2016.



Other Year Groups

Year 10	Proportion of all students expected to make at least 3 Levels of Progress by end of Key Stage	Proportion of PPG students expected to make at least 3 Levels of Progress by end of Key Stage
English	78	79
Mathematics	87	75

Year 9	Proportion of non-PPG students expected to make at least 2 Levels of Progress by end of Key Stage	Proportion of PPG students expected to make at least 2 Levels of Progress by end of Key Stage
English	77	59
Mathematics	80	65

Year 8	Proportion of all students currently on target to make at least 2 Levels of Progress by end of Key Stage	Proportion of PPG students currently on target to make at least 2 Levels of Progress by end of Key Stage
English	70	63
Mathematics	64	42

Year 7	Proportion of all students currently on target to make at least 2 Levels of Progress by end of Key Stage	Proportion of PPG students currently on target to make at least 2 Levels of Progress by end of Key Stage
English	75	61
Mathematics	79	75

When starting points are taken into account, PPG students are making similar rates of progress to all students at Wood Green and better than similar students nationally.

Attendance

Attendance for PPG students has risen by nearly 2.5% this year in comparison with the same period last year. Improving attendance by another 2% next year will bring WGS PPG students in line with PPG average attendance nationally and the school is targeting 95% attendance for all students.

	2013-14 T1-T5	2014-15 T1-T5	Yr change
Pupil Premium			
Attendance	88.19%	90.60%	2.41%
Authorised	8.26%	7.50%	-0.76%
Unauthorised	3.55%	1.90%	-1.65%